


LightXcross LX®

RELIABLE DEACTIVATION OF ALL
TRANSLATORY MOVEMENTS



Reliable deactivation with the Stromag LightXcross LX® .

The cross limit switch LightXcross LX® from Stromag is a reliable solution that not only deactivates all kinds of hoists, but is now also ideal for stopping the movements of cranes and trolleys.


In compliance with the pertinent EU standards and the Machinery Directive, Stromag now offers a product consisting of a robust plastic housing of polybutylene terephthalate with the high protection class IP66 combined with a freely rotating cross lever. This product features positive opening changeover contacts for five deactivation positions as standard (four or six positions optional).

Owing to its compact design, this solution can be installed at either the base or the top. Fitted with a detachable cover, the control cable can be connected easily with standard screw fasteners. An easily legible display window shows the current switching position for ease of onsite installations. Owing to its compact design, this solution also serves as a compatible replacement for products from all known conventional manufacturers.



Positions shown on display window and by lever markings.





Contacts with positive opening operation in compliance with IEC 60947-5-1, Annex K:

The positive opening operation guarantees that even contact which have become welded together due to a short-circuit or the spring is broken will open reliably.

- 1** Actuator: Roller lever
- 2** The actuating force for the positive opening is transferred via the synthetic bridge
- 3** The normal contact piece, opens shortly before the positive opening bridge take action

Our solution for your application!

CUSTOMER

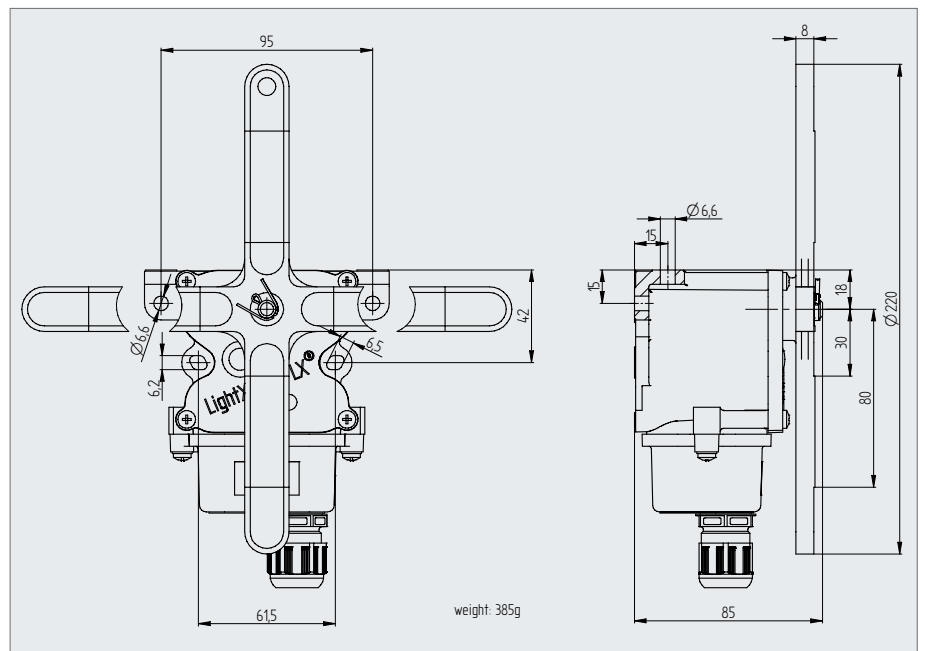
- OEM Crane manufacturers

APPLICATION

- Cross and long travel for all EOT crane

BENEFITS INCLUDE

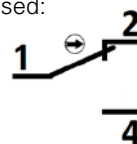
- Five positions (four or six optional)
- Positions shown on display window and by lever markings
- Without mechanical end stop
- Positive opening contacts important with today's rising fuel cost.



Switch setting/ position		
Contact	Intended purpose	Rotation direction
S1	Emergency stop	ccw
S2	Working stop	ccw
S3	Working stop	cw
S4	Emergency stop	cw

Contact released:

1-2 closed



Contact actuated:

1-2 opened

