




# Turning, Locking, & Braking Systems for Marine Propulsion Applications



## TURNING, LOCKING AND BRAKING IN MARINE PROPULSION SYSTEMS



Turning, Locking & Braking Systems  
by Twiflex

The Twiflex system comprises a Turning gear, Locking device, and shaft Brake (TLB) together with a power unit (e.g. Hydraulic Powerpack) and a control panel for local operation of the system close to the equipment. The TLB is available as a continuous turning option, as shown, or as an indexing system using a simple hydraulic 'push-pull' arrangement with the brakes and brake disc to incrementally inch the propeller shaft for maintenance and accurate alignment. For a more cost effective solution, a simple manual option is also available for this purpose.

### TURNING

**TURNING:** Low power turning while in port


**BEARING CONDITIONING:** Eliminates bearing damage due to setting when vessel is moored in port for extended periods

**SHAFT ROTATION:** Enables shaft rotation during installation and maintenance

**POSITIONING:** Optimizes propeller blade positioning while at sea and during maintenance and installation

**ROTATION:** Provides the ability to rotate the shaft when drive is disengaged

**INSTALLATION:** Quicker and easier installation and setting of drive components




### LOCKING

**INCREASED SAFETY:** Enables locking of the shaft for maintenance

**IMPROVED FUEL EFFICIENCY:** Used to lock shaft to prevent a wind milling effect while in operation (twin or multiple screw)

**SHAFT LINE PROTECTION:** Used to protect redundant or damaged shaft line while at sea



### BRAKING

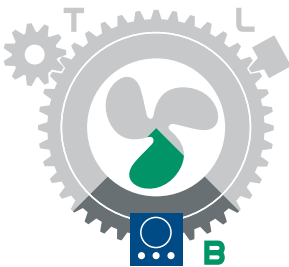
**FASTER DIRECTIONAL CHANGES:** Used to shorten stopping of rotating shaft or in order to change direction

- Improved maneuverability (twin or multiple screw) allowing better steering for rapid directional change
- Crash astern and crash stop

**REDUCE LOAD ON PROPULSION SYSTEMS:** used to shorten stopping of rotating shaft when coming into port

- Controlled stopping to protect drive components including gearbox when lubrication system has failed

**PREVENT WIND MILLING EFFECT:** Shaft holding when unpowered propeller rotates due to the flow stream




## ADVANTAGES OF THE TWIFLEX TURNING, LOCKING AND BRAKING (TLB) SYSTEM

When purchasing a complete turning gear system integrated with locking and braking from Twiflex, customers can consolidate three separate interfaces into one, multi-functional solution: Turning 'T', Locking 'L', and Braking 'B', which enables customers to save dimensional space, decrease installation and maintenance time and reduce costs.

- Twiflex provides a superior solution with a continuous turning design for the same price as a comparable indexing solution
  - Infinite positioning
  - Fixed speed in both directions (variable as an option)
  - Balanced load profile
  - Quicker & safer stopping
- Fully modular solution providing the customer an option to select each function T,L,B, individually or combined TL, TB or LB in addition to the complete TLB system
- Flexible designs to meet customer requirements with full design and build completely in-house
  - Many configurations available based on five standard brake disc sizes with turning torques up to 334,850 lb-ft and turning speeds up to 2.6 rpm depending on configuration.
  - Wide range of well proven locking devices and brakes with torques up to 635,500 lb-ft based on the standard range. Custom disc sizes are available.
- Local and Remote operation to suit customer preference
- Manual Turning and Locking available for power failure condition

### A superior solution from a single source

- Complete System Provider: brakes, actuation methods, controls, hydraulics, locking devices, etc.
- Strong Design & Technical Competence
- Full Design & Build In-House
- Custom Modular Solutions
- Renowned Testing Facilities
- Balanced Braking
- Superior Continuous Turning Design
- Extensive Marine Application Expertise
- Brand Longevity
- Marine Service Capabilities



### Customized solutions to meet individual vessel requirements




## MODULAR TWIFLEX TLB SYSTEM FOR MARINE PROPULSION

The Twiflex TLB system is fully modular and can be supplied as a complete TLB package or variations as listed and shown below:

- 'T' Turning only
- 'L' Locking only
- 'B' Braking only
- 'TB' Turning and Braking
- 'LB' Locking and Braking
- 'TL' Turning and Locking

All systems are fully monitored and designed to provide an interface with the customers bridge control.



## REGAL REXNORD HAS MANY YEARS OF EXPERIENCE DESIGNING AND SUPPLYING HYDRAULIC, ELECTRO-PNEUMATIC, AND AIR-OVER-OIL CONTROLS FOR BRAKES AND CLUTCHES USED IN THE MARINE INDUSTRY.

The TLB system includes a fully monitored control system with a remote panel offering local control. While in normal operation, the system is operated and monitored by the ship's bridge control allowing only the brakes to be applied, for example, in an emergency condition or for fast maneuvering to provide rapid directional change for twin screw vessels. In local control, the turning gear and locking device can be operated along with the brakes allowing full TLB control.

For installations where braking and/or locking is required, power units can be supplied in various options (air, hydraulic, air-over-oil) along with an operating panel to provide basic control and monitoring to suit.

Regal Rexnord also offers a full range of direct pneumatic applied spring release scissor and dual spring brakes along with air-over-oil systems to meet both ship supply options.



**TYPICAL TWIFLEX TLB POWER UNIT AND CONTROL**

## WHY DO CUSTOMERS SELECT **TWIFLEX** TLB SYSTEMS?



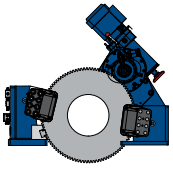
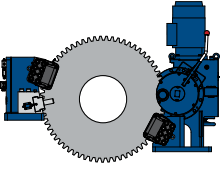
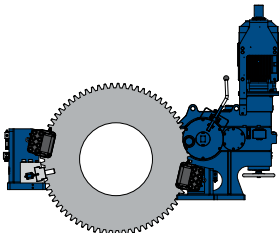
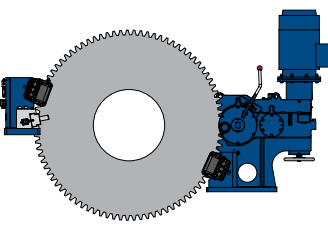
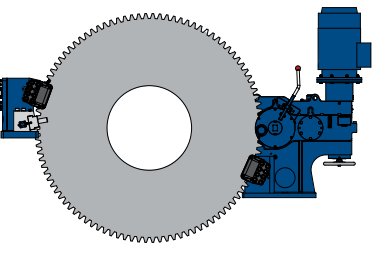
### **Problem:**

A leading global marine propulsion system OEM required a unique drive shaft turning, locking and braking solution for use on a next-generation ice-breaking vessel. Controlled locally or from the bridge, the equipment fitted to each of the three propeller drives rotates and holds the propulsion shafts during maintenance. It also stops and locks the drive shaft to prevent the propeller from rotating when the vessel is moored in a flow stream.

### **Solution:**

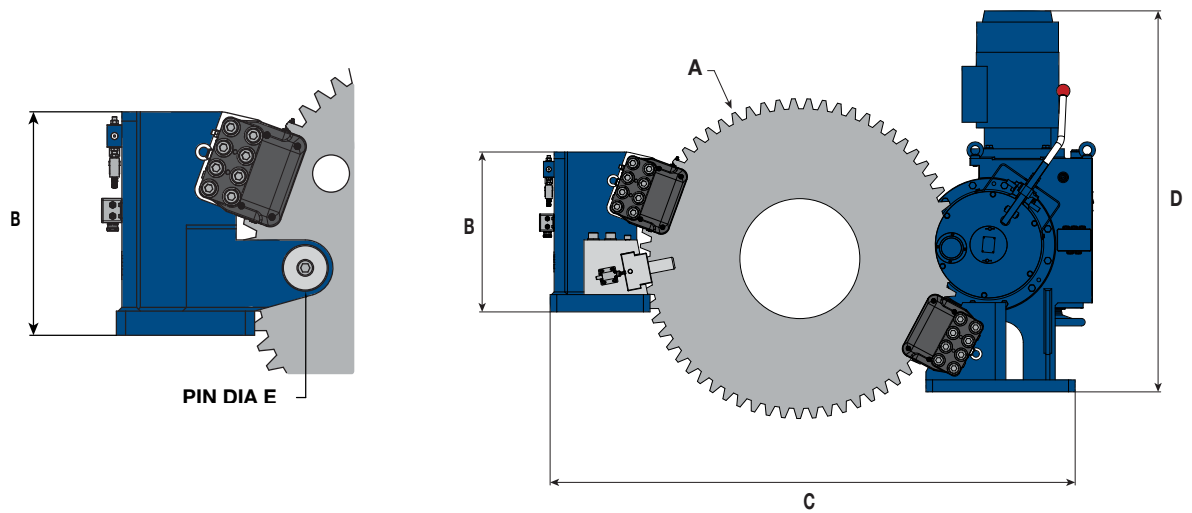
The custom Twiflex TLB-180 produces a continuous turning torque of 103,260 lb-ft at 0.6 rpm in both directions with a dynamic braking capacity and static locking torque rated up to 132,760 lb-ft. The system features a 4.9 ft (1.5 m) diameter split disc with a gear tooth profile which easily mounts onto a flange without the need to disassemble the main propulsion shaft.

## TLB SYSTEM SPECIFICATIONS

	Disc Dia. (inches)	Turning Torque (lb-ft)		Turning Speed/ (rpm)		Locking Torque (lb-ft)	Braking Torque (lb-ft)	
		Min	Max	Min	Max	Nom	Min	Max
	32	10,550	116,560	0.38	2.64	23,600	11,780	23,570
	48	15,840	174,830	0.25	1.76	53,100	26,580	53,160
	60	19,800	218,540	0.20	1.41	140,140	69,860	139,730
	80	26,400	291,380	0.15	1.06	157,840	78,770	157,530
	92	30,360	335,100	0.13	0.92	635,780	317,770	635,530


- Braking torques are calculated using direct applied, spring release hydraulic brakes. Direct applied, spring release pneumatic brakes are also available
- Max operating pressure used in the above calculations is 2,176 psi
- Coefficient of Friction ( $\mu$ ) has been taken as 0.4
- Max. braking torque assumes 2-off brakes (same model and rating) are used on a single brake disc
- Configurations shown are complete TLB systems with continuous turning (-C). Indexing (-I) or manual systems (-M) are available upon request
- All turning gear options include the facility for manual turning in addition to normal operation
- The geared brake disc can be supplied as a solid or as a split design

## TLB SYSTEM DIMENSIONS



Dimension	TLB80-C	TLB120-C	TLB150-C	TLB200-C	TLB230-C
A	32	48	60	80	92
B	20	24	24	24	24
C	54	80	106	138	148
D	48	58	78	78	78
E	3	4	4	4	6

All dimensions shown in inches



## LOCKING DEVICES

Twiflex also offers a range of devices available as either axial locking, using holes in the disc face (or gearwheel as part of the Twiflex Turning, Locking, Braking TLB system), or radially locking using a tapered pawl which is designed to engage in slots machined in the outer disc or coupling periphery.

- Manually operated as standard, hydraulic and mechanical options upon request
- Engineered custom solutions and status monitoring can be provided

## Twiflex Facilities

### Europe

**United Kingdom**  
9 Briar Road, Twickenham  
Middlesex TW2 6RB - England  
+44 (0) 20 8894 1161  
info@twiflex.com  
sales@twiflex.com  
*Industrial Brake Systems*

Amphill Road  
Bedford, MK42 9RD - UK  
+44 (0)1234 350311  
*Industrial Brake Systems*

**Germany**  
Hatschekstraße 36  
69126 Heidelberg - Germany  
+49 (0) 6221-304719  
twiflex-sales@stieber.de  
*Industrial Brake Systems*

### North America

**USA**  
2800 Fisher Road  
Wichita Falls, TX 76302 - USA  
940-723-3483  
Toll free: 844-723-3483  
twiflex.info@twiflex.com  
*Industrial Brake Systems*

### Asia Pacific

**Australia**  
+61 2 9894 0133

**China**  
+86 21 5169-9255

**Hong Kong**  
+852 2615 9313

**Singapore**  
+65 6487 4464

**Taiwan**  
+886 2 2577 8156

**Thailand**  
+66 2322 5527



Scan to see all  
the brands of  
Regal Rexnord

Neither the accuracy nor completeness of the information contained in this publication is guaranteed by the company and may be subject to change in its sole discretion. The operating and performance characteristics of these products may vary depending on the application, installation, operating conditions and environmental factors. The company's terms and conditions of sale can be viewed at <http://www.altramotion.com/terms-and-conditions/sales-terms-and-conditions>. These terms and conditions apply to any person who may buy, acquire or use a product referred to herein, including any person who buys from a licensed distributor of these branded products.

©2023 by Twiflex LLC. All rights reserved. All trademarks in this publication are the sole and exclusive property of Twiflex LLC or one of its affiliated companies.